

KindKlamp™

Designed to temporarily stop the flow of urine through the urethra.

Metal Free



SKU# 20003

Contraindications:

Absolute (When the product should not be used at all)

- Anatomic abnormality (severe acquired hypospadias, urethral fistula, penile shaft erosions)

Relative (When the product can be used after healing)

- Unhealed wound at application site (wait to heal)
- Active rash at application site (wait to heal)

- Active inflammation or infection of the glans, prepuce or urethra (wait to heal)
- Purulent or bloody urethral discharge (wait to heal)

Any serious incident while using the device should be reported to the manufacturer and competent authority.

Cleaning Your KindKlamp

1. **WIPE.** Wipe with a damp cloth.
2. **DRY.** Allow to air dry at room temperature.

DO NOT use bleach, disinfectants, or hair dryers. Do not place in the dishwasher or clothes washer.

Replace your clamp every 3 months. Replace sooner if the foam has worn down or you see signs of the foam cracking, deterioration or discoloration.

Call your healthcare provider if you experience swelling, discoloration or discharge from your penis, skin irritation, loss of sensation, pain, irritation or any other unusual symptoms.

NOT MADE
WITH
NATURAL
RUBBER
LATEX

BIODERM

Manufactured by:
BioDerm, Inc. 12320 73rd Court N
Largo, FL 33773, USA
Support: (800) 864-6755
CustomerCare@BioDermInc.com
www.BioDermInc.com

EC REP CE

Authorized Representative:
Advena Ltd.
Tower Business Centre, 2nd Flr,
Tower Street, Swatar, BKR 4013
Malta

10°C (50°F) 30°C (85°F)

© BioDerm, Inc. All rights reserved. BioDerm® is a registered trademark of BioDerm, Inc. Men's Liberty™ and KindKlamp™ are trademarks of BioDerm, Inc. Made in the USA with global components.
Patents: <https://bioderminc.com/patents/>

LT 94068 K

Application Tips

Clamp is intended to temporarily stop the flow of urine; can be used for retracted anatomy, uncircumcised anatomy, and urine dripping.

Remove clamp approximately every 1 to 2 hours to urinate. Do not use overnight.

Do not keep it clamped for more than 2 hours in the same place.

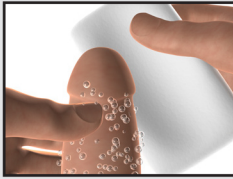
For application with Men's Liberty: the clamp is to be removed after application is complete.

Do not apply too tightly. This may reduce blood flow or cause damage to the penis.

Discontinue use if you experience pain or skin irritation at the clamp site or notice blood in your urine. Consult your healthcare professional in all instances.

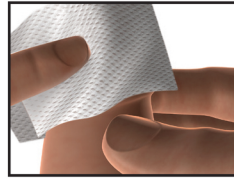
Application Instructions

Preparation



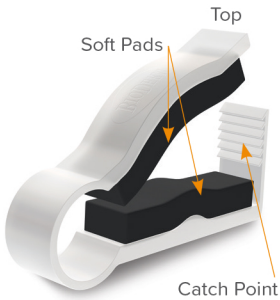
In Use with Men's Liberty™

Begin by washing your penis with Ivory or Gold Bar Dial and allow to air dry.



KindKlamp Only

Dry your penis with a clean towel.



1

Place & Press

Place the KindKlamp close to the base of the penis. Make sure the shaft of the penis is between the soft pads. Press until the first catch point clicks.

If urine flow stops, continue to Step 2.

If urine flow DOES NOT stop, continue tightening, one click at a time until the flow stops.

2

Express

After leakage stops, take a dry tissue and gently squeeze the glans to express any remaining urine.

3

Applying Men's Liberty

If using Men's Liberty: follow steps on the Men's Liberty application instructions.

4

Remove & Clean

After application is complete, remove the KindKlamp and clean as indicated on the backside of this insert.



Can be used for retraction, uncircumcised anatomy, and urine dripping.